

The Garden Clubs of Australia Inc



Newsletter No. 5

ABN 74 058 867744

www.gardenclubs.org.au

'Friendship through Gardens'

Secretaries: Please email this directly to your committee & members.

What they said on Facebook...

Coffs Harbour Garden Club - NSW



At the very first meeting since February of Coffs Harbour Garden Club, we were very proud for Simon Young to receive the Ann Williams Clark Award.

Since joining the club in 2012 he has been extremely active in a variety of important roles for the club, demonstrating a strong willingness to serve and also a desire to see the club grow and change in a positive way. Simon's contribution has been an important element in the development and on-going success of our club.

Congratulations Simon.

Club President Margaret Hunt makes the award - socially distanced of course!

Twin Towns & District Garden Club - Gwendoline Barnes

Twin Towns & District Garden Club have not been able to visit any of the Open Gardens planned so it was decided by Committee to let the members see some gardens of the Club's own members in the Tweed Shire and beyond. One of the gardens recently visited by our President Lesley was Meyril's.

Her home is situated on the high side of Old Ferry Rd. Meyril's house is completely hidden from view as it sits in the middle of her own private, expansive rainforest. When visiting, it is hard to believe that you are in a built-up area, not a National Park! No neighbour's, no roads, just trees!

Meyril acquired the property in 1990. At that time, it was a wilderness of weeds, vines, fish fern, blady grass, stinking rogers and overgrown paths.

Since that time, she has devoted all her time and energy into creating the amazing landscape we see today.

The land had to be cleared, paths and retaining walls built, (mainly from thousands of recycled materials) and thousands of rainforest plants established. There is the steep driveway leading to the house, and Meyril is often seen picking freesias that pop up between a border of various bromeliads and agaves.

Little paths and larger tracks join the different levels in a most interesting way. There is something new to look at every turn. At the end of lawn, another surprise: a special "garden room" which was one of Lesley's favourites. Such a lovely place to escape for a bit of quiet time.





Ipswich Horticultural Society – Sandra Logue Qld

The show bench for Ipswich Horticultural Society was just so pretty and the veggie display magnificent.

Patrick and his huge Gerbera won best miscellaneous cut flower and best exhibit and Helen's Camellia won best cut flower.

Helen scooped raffle prizes x2 and our Co-Patron, Jim Madden, donated the hamper.

Carol Kerkin was a great speaker on perennial plants for our climate.

Braidwood Garden Club -

Jennie Marston NSW

Braidwood Garden Club had its first meeting in several months last week. Over the winter months we always plan indoor activities. Those who attended had great fun assembling insect hotels that had been pre-cut by one of our wonderful members, Brian James. We hope the hotels will encourage insects, particularly native bees, into our gardens.

John Tuckwell, president: "We recently had our 40th birthday celebration with 50 people in attendance, including the founding president and a representative from every decade sharing stories of the club."

Wanneroo and Northern Suburbs Community Garden Inc. –

Roberta Dinnie WA



What a day!!!! How amazing does it feel to finally see our little project succeed. This is the vision of what we saw in our minds so long ago. We have made it. And getting better each week. Thank you to all who joined in today and days passed. I feel so proud of all we have sacrificed to get this far. Blood sweat and tears. Wooooooo hoooo.

Nyngan Garden Club – Mary Burley NSW

Nyngan Garden Club held their postponed July meeting, in the lovely garden of Margaret Gudgeons. *(Pictured below right)* The 10-year anniversary celebration will be celebrated towards the end of the year.

The Graduates' Garden Club Inc. – Carmen Sablatnig NSW

The Graduates' Garden Club Inc. in Sydney recently celebrated its 30th Anniversary with a special lunch at the "Sous Le Soleil" French Restaurant in Roseville Park with 20 members attending. Due to COVID 19 restrictions our number was limited. A couple of happy snaps of the occasion!



Goondiwindi and District Garden Club – Helen Dimond QLD

Over 60 visitors and members of The Goondiwindi and District Garden Club enjoyed visiting Stan and Nyrie Wardle's incredibly inspirational garden on Sunday, 19th July. A superb winter day helped bring the crowd out, and we all enjoyed seeing the abundance of native trees and shrubs on display, and Stan's wonderful sculptures. Stan and Nyrie's garden could be described as a grandchild's paradise! Our president Gloria Cory and also our local gardening guru Bernie Paesler addressed the gathering. We are so lucky to have Bernie as a member of our club! As Bernie stressed, it is all in the soil preparation, and Stan's garden certainly demonstrates that fact. Many thanks indeed to Stan and Nyrie Wardle for opening their garden for our enjoyment.



Wellington Garden Group – NSW *(Photo below left)*



Wellington Garden Group resumed meetings this morning. A lovely winter morning was enjoyed by our members for the annual Swap Day.

Maryborough Garden Club – Suzanne Bushell QLD

Maryborough Garden Club is one of the lucky ones, as life is almost back to normal. Garden sticky beaks and art activities, gossip and good food always make the twice-monthly outings lots of fun. This fish skeleton activity was fun! *(Photo below)*



Coal River Valley Garden Club – Julie Westthorp

Coal River Valley Garden Club in Richmond Tasmania will be having their first meeting/AGM since February this evening.

It will be so lovely to catch up with members after all this time. 🌸🌺🌻

Walcha Garden Club – Mary Brearly



Walcha Garden Club gathered for its first meeting since March at Walcha Golf Club. Congratulating long time member Col on her recent 90th birthday is newly elected President Diane Bazely. *(Photo left)*

Nyngan Garden Club – Mary Burley (again)

Nyngan Garden Club, had another enjoyable day, for its August meeting. Lyn Hodge was host for the day. We had a lovely lunch in Lyn's lovely garden, we also had a feathered friend join us. (Can you spot him in the photos?)



(Photo right)

GCA Facebook!

Below are the links to the three GCA Facebook groups. You can share your stories from your club or your garden on them.

Community Gardens <https://www.facebook.com/groups/810519969464289>

Club Activities <https://www.facebook.com/groups/2249602565338673>

Gossip <https://www.facebook.com/groups/562479981146811>

GCA Calendar 2021

The GCA 2021 “Beautiful Gardens of Australia”
Calendar order form is attached to this email.

(Another image from this year’s calendar right)



Rosie as ...

Downward Facing Thorns

Rose experts love to tell you that roses don’t have thorns, they have prickles. Thorns are extensions of a branch whilst prickles are a modification of the outer layer of a stem, prickles are detachable, and thorns aren’t! And therefore, my lemon tree has thorns, but my roses don’t (pictured below). But all the same so many quotes have been written about roses having thorns that we still like to call them thorns, out of earshot of the rose experts and botanists.




I have been catching up on my reading and came across an interesting fact in an American Rose Magazine that rose thorns usually point downwards. So, I ran out to the garden to check and whilst some seemed to point straight out from the branch, most of them did indeed point downwards. And this has some very interesting implications.

How many times have you got your clothing caught on rose bushes? My usual reflex action when I get caught is to pull upwards to become unstuck. I now see that if I actually pull the fabric down instead of up it comes easily off the thorn undamaged. I hope this tip helps some of you gardeners who have told me stories of how you have had to strip off layers of clothing just to get out of a rose bed!

Also, when we are pruning or deadheading roses if you approach the rose from above you will rarely get stuck on a thorn. When removing your arm from a rosebush do so in a downward and outward direction. And always remember to wear gloves which protect the back of your hands because if you are weeding under the rose bushes you want to avoid all of those downward facing thorns. Also, try to pull your weeds out towards you rather than pulling upwards.

<http://nsw.rose.org.au/illawarra-region.html> May '20 edition



Conversation Starters

Here’s an idea to get you started from the GCA “Ideas for club activities” booklet.



Recycling vs Waste

- Tip/waste station vs home - differences, when to use each form.
- Composting – types, how to, benefits.
- How to build these areas in one's garden.
- Worm Farms - how they function and what is the benefit to garden plants.
- Does your local waste station sell garden products e.g. compost, mulch?
- Recycling items such as old pots, bricks, logs etc.

TIPS AND TRICKS


Tips from '*Companion Planting in Australia*' by Brenda Little.

Rosemary. The name comes from the latin 'ros marinus' – which means 'dew of the sea' and for the life of me I can't see how this shrubby, aromatic plant earned it. Certainly it grows well near the sea but it is also found in the Sahara desert.



The active principle in rosemary is its aromatic volatile oil. Its use ranges from culinary to medical to beauty care. In the garden it earns its way by repelling mosquitos, and being a friendly comparnion to sage, both stimulating the herb's growth and strengthening its taste. Rosemary and potatoes do not grow well near each other.

If you are making a separate herb garden, a rosemary hedge kept well-trimmed, makes a good border. It also makes a protective edging to the cabbage plot, as cabbage worm butterflies don't like it.



Our Gardens Magazine

Spring is in the air and our lovely magazine *Our Gardens* should have been delivered to your door by now. There are some fabulous gardens and parks including a profile of *Cruden Farm*, at Langwarrin, 40 kms from Melbourne. The *Witch's Cauldron* is an intriguing tale from far north Queensland full of ferns and fire pits. We hunt for a sea change at the Hunts sea change garden at Coffs Harbour.

Greenacres Community Garden shows us what Adelaide has to offer. The tree church garden in Tumbarumba is open for business and a rescue story in Central West NSW precedes a chat about gardening in a highland climate at Gairloch Garden.

There is so much more as well, with tips, tricks and comments. Enjoy the read!

Don't forget, too, if you want to put a small piece about your club's activities into the In Touch section of the next (summer issue) of *Our Gardens*, you need to send 100-150 words and one or two captioned pictures to carolyn.dawes@bigpond.com by 1st September

"Townsville, Beautiful One Day, Perfect the Next"

Convention 12th - 16th September '21

Convention convenor, Shirly Haslem assures us the plans for an exciting convention week are on schedule, with ten guest speakers locked in covering topics from cordylines to syntropic agriculture.

Registration commences in October '20.

Environmental Officer, **Brandan Espe** will showcase the gardens at the **James Cook University**.

Also, we'll take a visit to the 17-hectare **Palmetum Botanical Garden** which displays one of the largest and most diverse public collections of palms in the world. Guest speaker Helen Paulsen one of the original designers of the Palmetum in 1988, will join us.

Syntropic agriculture, you ask?

Neil and Jane Hawes live in Tolga on the Tablelands and Neil will be a guest speaker at the convention on syntropic agriculture.

Syntropic agriculture is based on the teachings of Ernst Gotsch, a Swiss-Brazilian who over the last 30 years has developed a method of farming that produces an abundance of agricultural crops and regenerates degraded ecosystems.

Syntropic Farming is an innovative approach to regenerative agriculture which allows us to create dynamic, successional, and economically viable ecosystems that restore degraded soil biodiversity. By understanding and respecting nature's complex system, Syntropic Farming imitates the natural regeneration of forests and provides a harmonious integration of our food production systems.

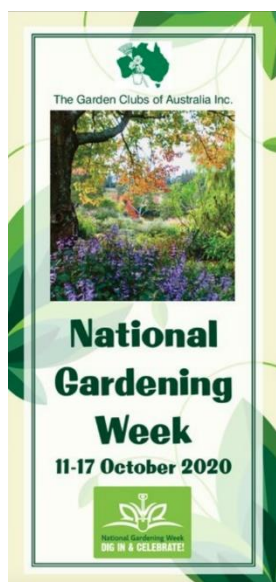
Syntropic farming is a system that produces its own organic matter through the practice of pruning, which continually increases resources while boosting root activity and encouraging a higher rate of photosynthesis. The results are abundant systems which produce healthy soils and profitable harvests, sequester carbon, regenerate the ecosystem and do not require long term external inputs.

There are five principles to work with.

1. Ground Cover
2. Maximising Photosynthesis
3. Natural Succession
4. Stratification
5. Management

Through these principles, we can also implement small or large scale reforestation, land restoration, regenerative food production and even regenerative timber systems, all while moving towards abundance.

<https://syntropicfarms.com.au/>



National Gardening Week

Don't forget National Gardening Week is just around the corner – October 11-17!

You can Dig In & Celebrate your passion for gardening in a hundred different ways!

Details on the GCA website <https://gardenclubs.org.au/national-gardening-week> or contact George Hoad Ph: 0265505890 E: ghoad@internode.on.net

Kind Regards
Suzanne Bushell
(Communication)
0439 882 684

communications@gardenclubs.org.au